

ANNUAL LAND TRANSPORT STATISTICS

REPORT FOR THE FINANCIAL YEAR 2024/2025



JULY, 2025

TABLE OF CONTENTS

| | |
|--|-----------|
| 1.0 INTRODUCTION | 2 |
| 2.0 TOTAL ISSUED LICENSES..... | 3 |
| 3.0 CATEGORIES OF ISSUED LICENSES..... | 3 |
| 3.1 <i>Issued Licenses to Public Service Vehicles</i> | <i>4</i> |
| 3.1.1 Issued PSV Licenses per Seating Capacity..... | 4 |
| 3.1.2 Issued Licenses for Intercity and Regional Buses per Class of Service..... | 5 |
| 3.1.3 Licenses Issued to PSV per Zone | 6 |
| 3.2 <i>Issued Licenses for Goods Carrying Vehicles.....</i> | <i>7</i> |
| 3.2.1 Licenses Issued to Goods Carrying Vehicles per Capacity.... | 7 |
| 3.2.2 Licenses Issued to Goods Carrying Vehicles per Zone..... | 8 |
| 3.3 <i>Statistics of Private Hire Issued Licenses.....</i> | <i>9</i> |
| 3.3.1 Licenses Issued for Motorcycles..... | 9 |
| 3.3.2 Licenses Issued to Motor tricycles..... | 10 |
| 3.3.3 Issued Licenses for Taxi Cabs Services..... | 10 |
| 3.3.4 Issued Licenses for Ride Hailing Services | 10 |
| 3.3.5 Licenses issued to Special Hire Vehicles | 11 |
| 4.0 DRIVERS' REGISTRATION AND CERTIFICATION STATISTICS.... | 11 |
| 4.1 <i>Registered Drivers.....</i> | <i>11</i> |
| 4.2 <i>Certified Drivers.....</i> | <i>12</i> |
| 5.0 VEHICLE TRACKING STATISTICS..... | 13 |
| 6.0 APPENDICES..... | 15 |

TABLES

| | |
|--|----|
| Table 1: Issued Road Licenses by Categories in 2024/2025 Vs. 2023/2024..... | 3 |
| Table 2: Issued PSV by Sub-Categories of Services | 4 |
| Table 3: Licensed PSV by Vehicle Seating Capacity..... | 5 |
| Table 4: Licenses for Intercity and Regional per class of service..... | 5 |
| Table 5: PSV Licenses per Zone in the FY 2024/2025 Vs 2023/2024..... | 6 |
| Table 6: Licenses issued per carrying capacity..... | 7 |
| Table 7: Licenses issued to GCV, FY 2024/2025 Vs. 2023/2024..... | 8 |
| Table 8: Issued Licenses for Private Hire Vehicles, FY 2023/2024 | 8 |
| Table 9: Issued Licenses for Private Hire Vehicles, FY 2024/2025 - 2023/2024..... | 9 |
| Table 10: Issued Licenses to Motorcycles by zone in 2024/2025 Vs 2023/2024..... | 9 |
| Table 11: Issued Licenses to Motor tricycles by zone in 2024/2025 Vs 2023/2024..... | 11 |
| Table 12: Number of Registered, Examined and Certified Drivers in 2024/25 vs. 2023/24..... | 12 |

FIGURES

| | |
|---|----|
| Figure 1: Summary of Road Licenses Issued in 2024/2025 Vs. 2023/2024..... | 3 |
| Figure 2: Issued PSV per category in 2024/2025..... | 4 |
| Figure 3: Licenses issued to PSV per Seating Capacity..... | 5 |
| Figure 5: Issued PSV Licenses by Zone, FY 2024/2025..... | 6 |
| Figure 6 : Licenses issued per carrying capacity..... | 7 |
| Figure 7: Issued GCV Licenses by Zone, FY 2024/2025 - 2023/2024 | 8 |
| Figure 8: Licenses issued to Taxi Cabs, Ride Hailing and Special Hire Vehicles FY 2024/25-2023/24 | 11 |
| Figure 9: Number of Registered Drivers 2024/2025..... | 12 |
| Figure 10: Number of examined and certified drivers..... | 13 |

Annexes

| | |
|---|----|
| Appendix 1: Issued PSV Licenses per Region in the FY 2024/2025 Vs 2023/2024..... | 15 |
| Appendix 2: Issued GCV Licenses per Region in the FY 2024/2025 vs. 2023/2024..... | 16 |
| Appendix 3: Licenses issued to Motorcycles per Region for FY 2024/25 Vs. 2023/24..... | 17 |
| Appendix 4: Licenses issued to Motor Tricycles per Region FY 2024/25 Vs. 2023/24..... | 18 |
| Appendix 5: Issued Licenses in the Past Five Years..... | 19 |
| Appendix 6: License Fees for Public Service Vehicles | 20 |
| Appendix 7: Procedures for Public Service Vehicles License Application..... | 21 |
| Appendix 8: Procedures for Application for Good Carrying Vehicle License..... | 22 |
| Appendix 9: Procedures for Private Hire License Application..... | 23 |
| Appendix 10: Application Form for Public Service Vehicle License..... | 24 |

Definitions of Terms

| Term | Definition |
|------------------------|---|
| Public Service Vehicle | A motor Vehicle which carries or is intended to carry passengers for hire or reward, whether used or constructed solely for that purpose or not. Public Service Vehicles include Staff Buses, School Buses, Tour Service Vehicles, Commuter buses and Intercity and Regional Buses |
| | Tour Vehicles A motor vehicle which carries passengers for hire or reward on sightseeing tours or on prearranged transfers and which is driven by the owner or by a person employed by the owner: |
| | Short Term Licenses A road service license granted under these regulations for a seasonal transportation business normally not exceeding three months or execution of a particular transportation work. |
| Goods Carrying Vehicle | A motor Vehicle constructed or adapted for hire or reward for the carriage of goods or trailer so constructed or adapted, whether used or constructed or adapted solely for that purpose or not |
| Private Hire License | A License for private hire service issued by the Authority to the owner of a motor vehicle for a purpose specified in such license |

Definitions were extracted from Regulation 3 of the Land Transport Regulatory Authority (Public Service Vehicles, Regulations of 2020

The Land Transport Regulatory Authority (LATRA) is established under Section 4 of the Land Transport Regulatory Authority Act, Cap. 413. LATRA is mandated to regulate land transport services which include commercial road transport, railways undertaking, commercial underground and cable transport in Mainland Tanzania. The overall duty of the Authority is to enhance the welfare of Tanzanian society by promoting effective competition and economic efficiency of regulated sectors; promoting safety of regulated sectors, including consumers; protecting the interests of consumers; ensuring the availability of safe land transport services; and protecting and preserving the environment.

Section 5(1) (b) of the Land Transport Regulatory Authority Act, Cap 413 mandates the Authority to issue, renew and cancel licenses for Passenger Service Vehicles (PSV), Goods Carrying Vehicles (GCV) and Private Hire Vehicles to ensure availability of safe and quality services. Further, section 5(1) (g) mandate LATRA to monitor the performance of the regulated sectors.

In enhancing availability of regulated land transport services that serve socio-economic needs of the public, the Authority targets to expand and increase the supply of transport services, transform urban transport provision; increase efficiency in provision of regulated transport services; promote regulated transport subsectors; as well as, enhancing competition among regulated suppliers. The Authority ensured operating vehicles meet service standards by issuing road transport service licenses for passenger and goods carrying units as required by respective regulations.

Therefore, this report serves as a reference document for land transport regulatory and service performance for the Authority's stakeholders. The Annual Statistics Report provides a detailed analysis of licenses issued in the regulated road transport market, certified drivers, and vehicles fitted with vehicle tracking devices during the 2024/2025 financial year.

The analysis covers licenses issued by region and by zone. The zones are categorized as; Central Zone, comprising of Kigoma, Dodoma, Tabora, and Singida regions; Eastern Zone: Morogoro, Mtwara, Dar es Salaam, Pwani, and Lindi regions; Lake Zone: Mara, Mwanza, Kagera, Shinyanga, Geita, and Simiyu regions; Northern Zone: Manyara, Tanga, Arusha, and Kilimanjaro regions; and Southern Zone: Songwe, Mbeya, Rukwa, Njombe, Iringa, Ruvuma, and Katavi regions.

The report further compares performance of financial year 2024/25 and 2023/24 to assess changes in the levels or structure of the regulated market

2.0 TOTAL ISSUED LICENSES

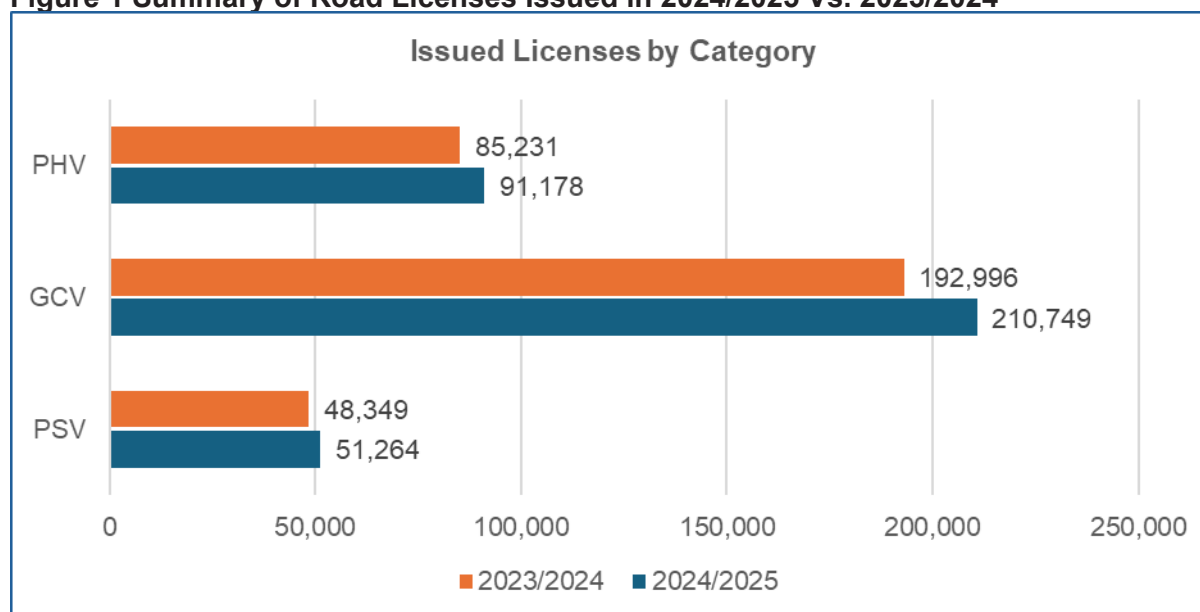
Pursuant to section 5(1) (b) of the Land Transport Regulatory Act, Cap 413 the Authority continued to issue and renew road service licenses for passenger and goods carrying vehicles to ensure they meet licensing standards. During the Financial Year 2024/2025, licensed vehicles increased by 8.1% to 353,191, driven mainly by growth in Goods Carrying Vehicles, which made up nearly 60% of the total. Both Private Hire and Public Service Vehicles also recorded moderate increases, reflecting continued expansion in transport services. Table 1 Summarizes.

Table 1: Issued Road Licenses by Categories in 2024/2025 Vs. 2023/2024

| SN | Type of License | 2024/2025 | 2023/2024 | % Change | % of Total 2024/2025 |
|----|-------------------------------|----------------|----------------|------------|----------------------|
| 1 | Public Service Vehicles (PSV) | 51,264 | 48,349 | 6.0 | 14.5 |
| 2 | Goods Carrying Vehicles (GCV) | 210,749 | 192,996 | 9.2 | 59.7 |
| 3 | Private Hire Vehicles (PHV) | 91,178 | 85,231 | 7.0 | 25.8 |
| | TOTAL | 353,191 | 326,576 | 8.1 | 100.0 |

Source: LATRA and LGAs

Figure 1 Summary of Road Licenses Issued in 2024/2025 Vs. 2023/2024



Source: LATRA and LGAs

3.0 CATEGORIES OF ISSUED LICENSES

The Authority issues licenses under three main categories: Public Service Vehicles (PSVs), Goods Carrying Vehicles (GCVs), and Private Hire Vehicles (PHVs).

Public Service Vehicles are further classified into Intercity and Regional services, Commuter services, School Bus services, Tour services, Staff Bus services, and Short-Term License services.

Private Hire Vehicles are categorized into Motorcycles, Motor Tricycles, Taxicabs, Ride-Hailing, and Special Hire services.

3.1. Issued Licenses to Public Service Vehicles

Public Service Vehicles (PSV) include commuter, intercity and regional bus services, Tour bus services, School bus services, Staff bus services and Short-Term service Licenses. Public Service vehicles are licensed under the Land Transport Regulatory Authority (Public Service) Regulations, GN 76 of 2020.

Public service vehicles are categorized to provide road transport between two administrative towns (Intercity) or within administrative region (regional buses). There are also license categories issued to school buses, tours vehicles, staff buses and commuter buses operating within shorter distances of an urban centre.

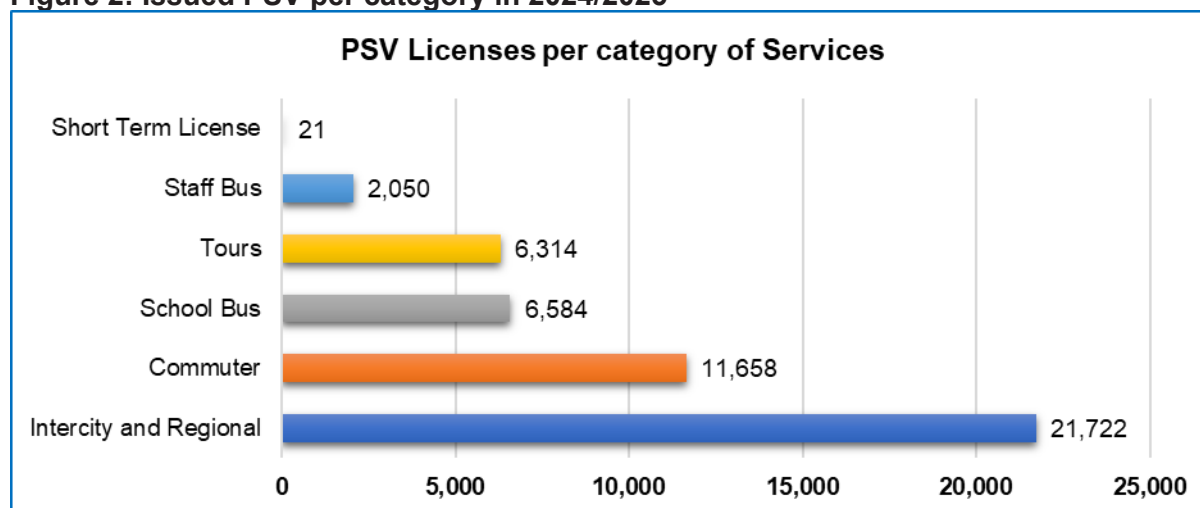
Table 2: Issued PSV by Sub-Categories of Services

| S/N | License Category | 2024/2025 | 2023/2024 | % Change | % of Total 2024/2025 |
|-----|------------------------|---------------|---------------|------------|----------------------|
| 1 | Intercity and Regional | 24,452 | 21,722 | 12.6 | 47.7 |
| 2 | Commuter | 10,236 | 11,658 | -12.2 | 20.0 |
| 3 | School Bus | 7,317 | 6,584 | 11.1 | 14.3 |
| 4 | Tours | 7,154 | 6,314 | 13.3 | 14.0 |
| 5 | Staff Bus | 2,105 | 2,050 | 2.7 | 4.1 |
| 6 | Short Term License | 0 | 21 | -100.0 | 0.0 |
| | Total | 51,264 | 48,349 | 6.0 | 100.0 |

Source: LATRA

Within PSV, analysis shows that the largest sub-category, with 47.7 percent of issued licenses were for intercity and regional bus services. The second largest sub-categories Licenses issued to commuter buses represented 20.0 percent of all PSV licenses while the share of tours services and school buses contributed 14.3 and 14.0 percent respectively. The least share of PSV sub-categories, with representation of 0.0 percent were short term licenses. Table 2 provides a synopsis of issued PSV licenses in the financial year of 2024/2025 and 2023/2024. Figure 2 illustrates the distribution of issued licenses by sub-categories of PSV.

Figure 2: Issued PSV per category in 2024/2025



Source: LATRA

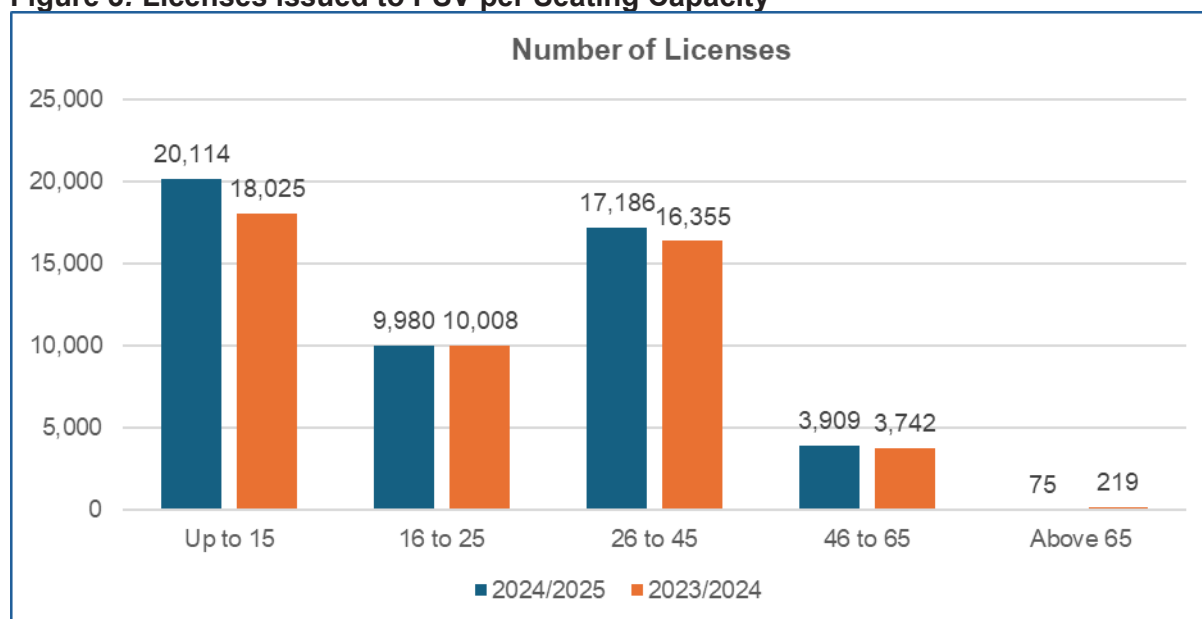
3.1.1 PSV Licenses per Seating Capacity

During the period under review, the Authority issued 51,264 licenses to PSV; out of which, vehicles with seating capacity of up to 15 seats were 39.2 percent being the group with the highest proportional, the second largest group was vehicles with seating capacity between 26 to 45 passengers contributing 33.5 percent of all PSV licenses issued. Moreover, it was deduced that 92.2 percent of the licensed PSV during the reporting period had carrying capacity of 45 or less while only 7.8 percent had seating capacity above 45, considered large vehicles. Table 4 and provide detailed information of licensed PSV by seating capacity. Growth of up to 15 seats vehicles was contributed by 13% in Tour services vehicles.

Table 3: Licensed PSV by Vehicle Seating Capacity

| SN | Seating Capacity | 2024/2025 | 2023/2024 | %Change | %of Total |
|----|------------------|---------------|---------------|------------|--------------|
| 1 | Up to 15 | 20,114 | 18,025 | 11.6 | 39.2 |
| 2 | 16 to 25 | 9,980 | 10,008 | -0.3 | 19.5 |
| 3 | 26 to 45 | 17,186 | 16,355 | 5.1 | 33.5 |
| 4 | 46 to 65 | 3,909 | 3,742 | 4.5 | 7.6 |
| 5 | Above 65 | 75 | 219 | -65.8 | 0.1 |
| | TOTAL | 51,264 | 48,349 | 6.0 | 100.0 |

Source: LATRA

Figure 3: Licenses issued to PSV per Seating Capacity

Source: LATRA

3.1.2 Licenses for Intercity and Regional Buses per Class of Service

Intercity and regional bus services are further classified as ordinary class, semi-luxury class and luxury class in accordance to Regulation 22 of the Land Transport Regulatory Authority (Public Service) Regulations, GN 76 of 2020.

During the reporting period, 89.9 percent of licenses issued for intercity and regional buses were ordinary class, 8.9 percent semi luxury buses and 1.2 percent luxury buses. Table 4 below summarizes.

Table 4: Licenses for Intercity and Regional per class of service

| SN | License Class | 2024/2025 | 2023/2024 | %Change | % of Total 2024/2025 |
|----|--------------------|---------------|---------------|-------------|----------------------|
| 1 | Luxury Busses | 287 | 176 | 63.1 | 1.2 |
| 2 | Semi Luxury Busses | 2,179 | 1,761 | 23.7 | 8.9 |
| 3 | Ordinary Busses | 21,986 | 19,785 | 11.1 | 89.9 |
| | TOTAL | 24,452 | 21,722 | 12.6 | 100.0 |

Source: LATRA

3.1.3 Licenses Issued to PSV per Zone

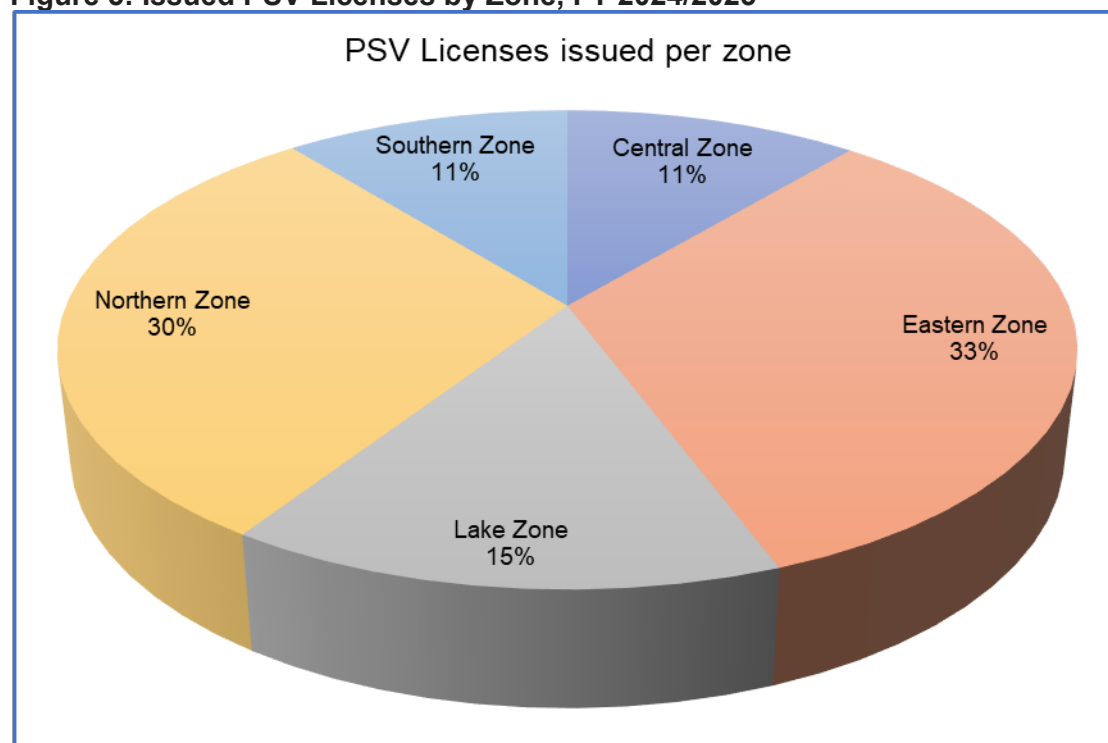
During the period under review, total number of licenses issued to PSV per zone increased by 6.0 percent compared to the preceding year. The Eastern Zone recorded the largest share at 33.2%, though it experienced a slight 1.5% decline. Significant increases were observed in the Northern Zone (12.0%), Central Zone (10.5%), and Southern Zone (10.1%), while the Lake Zone grew by 6.6%. Overall, growth was driven mainly by strong performance in the Northern, Central, and Southern zones, offsetting the minor decline in the Eastern Zone. Regions forming Zones are indicated in Appendix I.

Table 5: PSV Licenses per Zone in the FY 2024/2025 Vs 2023/2024

| SN | ZONE | 2024/2025 | 2023/2024 | % Change | % of Total |
|----|--------------|---------------|---------------|------------|--------------|
| 1 | CENTRAL | 5,705 | 5,165 | 10.5 | 11.1 |
| 2 | EASTERN | 17,013 | 17,271 | -1.5 | 33.2 |
| 3 | LAKE | 7,646 | 7,171 | 6.6 | 14.9 |
| 4 | NORTHERN | 15,362 | 13,713 | 12.0 | 30.0 |
| 5 | SOUTHERN | 5,538 | 5,029 | 10.1 | 10.8 |
| | TOTAL | 51,264 | 48,349 | 6.0 | 100.0 |

Source: LATRA

Figure 5: Issued PSV Licenses by Zone, FY 2024/2025



Source: LATRA

Number of issued PSV in all zones were concentrated in regions of major cities within each zone as demonstrated by the share of issued licenses at 75.0 percent in Dar-es-Salaam among those issued in Eastern zone while the corresponding shares for Arusha, Mwanza, Dodoma and Mbeya were 55.7 percent, 46.7 percent, 40.9 percent and 32.7 percent relative to their nearby administrative regions (zones) respectively (Appendix 1).

3.2. Issued Licenses for Goods Carrying Vehicles

Goods carrying vehicles are licensed under Regulation 3 of the Transport Licensing (Goods Carrying Vehicle) Regulations, GN 77 of 2020. During the FY 2024/2025, a total of 210,749 licenses were issued by the Authority for Goods Carrying Vehicles (GCV) reflecting an increase of 9.2 percent as compared to 192,996 licenses issued during FY 2023/2024. Licenses issued for GCV contributed to about 59.7 percent of the total licenses issued during the reporting period as summarized in Table 2.

3.2.1 Licenses Issued to Goods Carrying Vehicles per Capacity

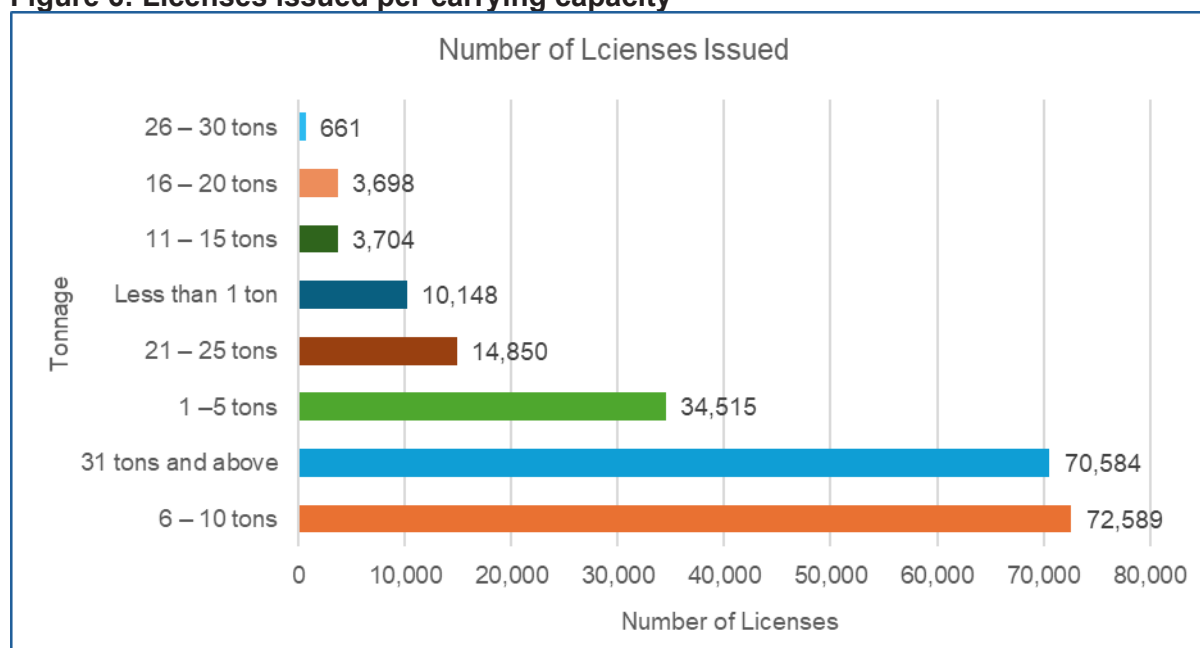
It was noted during the reporting period that 34.4 percent of the GCV issued licenses were of carrying capacity between 6 and 10 tons. The second largest category with 33.5 percent of total were large trucks with carrying capacity of 31 tons and above. The smallest share of licenses was issued to goods vehicles with carrying capacity between 26 and 30 tons at 0.3 percent of total licenses issued to goods-carrying vehicles. More details are provided in Table 7 and Figure 6.

Table 6: Licenses issued per carrying capacity

| SN | Category | Carrying Capacity | 2024/2025 | 2023/2024 | % Change | % of Total 2024/2025 |
|----|--------------|-------------------|----------------|----------------|------------|----------------------|
| 1 | C1 | Less than 1 ton | 10,148 | 10,738 | -5.5 | 4.8 |
| 2 | C2 | 1 –5 tons | 34,515 | 32,985 | 4.6 | 16.4 |
| 3 | C3 | 6 – 10 tons | 72,589 | 64,575 | 12.4 | 34.4 |
| 4 | C4 | 11 – 15 tons | 3,704 | 3,547 | 4.4 | 1.8 |
| 5 | C5 | 16 – 20 tons | 3,698 | 3,734 | -1.0 | 1.8 |
| 6 | C6 | 21 – 25 tons | 14,850 | 14,159 | 4.9 | 7.0 |
| 7 | C7 | 26 – 30 tons | 661 | 720 | -8.2 | 0.3 |
| 8 | C8 | 31 tons and above | 70,584 | 62,538 | 12.9 | 33.5 |
| | Total | | 210,749 | 192,996 | 9.2 | 100.0 |

Source: LATRA

Figure 6: Licenses issued per carrying capacity



Source: LATRA

3.2.2 Licenses Issued to Goods Carrying Vehicles per Zone

During the period under review, number of licenses issued to the lake zone, eastern zone, southern zone and northern zone increased by 36.3 percent, 6.9 percent, 5.1 percent, and 4.3 percent respectively. Table 8 provide details of issued GCV licenses by clusters of administrative regions (zones) for financial year 2024/2025 and 2023/2024.

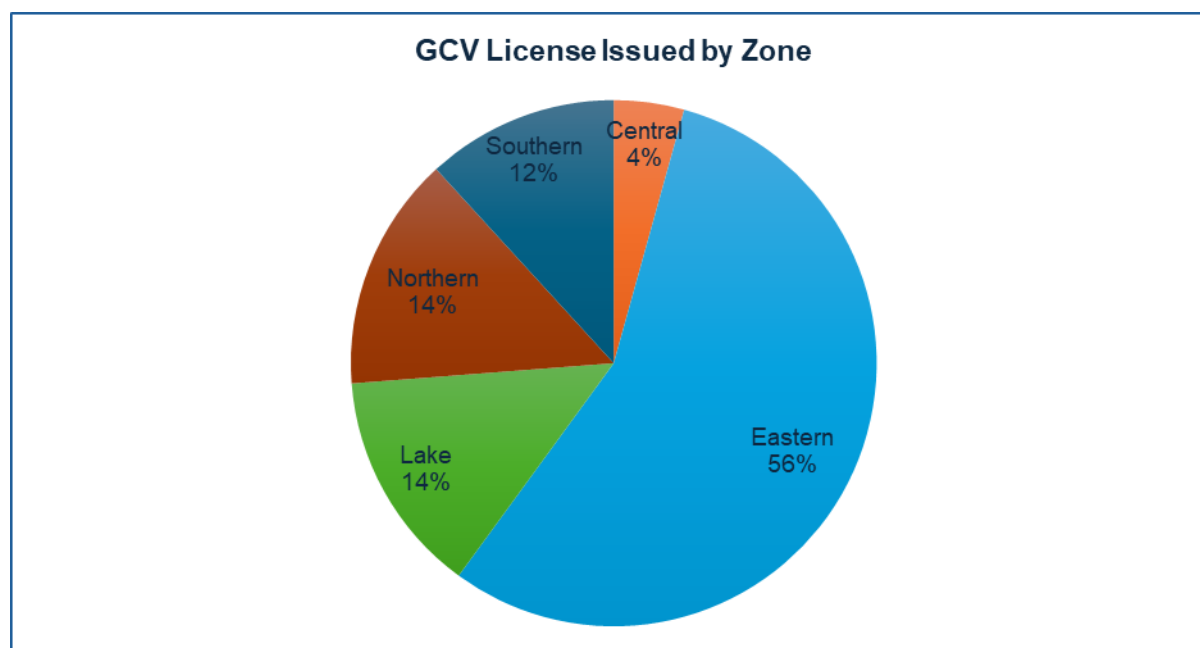
Table 7: Licenses issued to GCV, FY 2024/2025 Vs. 2023/2024

| SN | ZONES | 2024/2025 | 2023/2024 | %Change | % of Total 2024/2025 |
|----|--------------------|----------------|----------------|------------|----------------------|
| 1 | CENTRAL | 9,102 | 9,142 | -0.4 | 4.3 |
| 2 | EASTERN | 117,429 | 109,800 | 6.9 | 55.7 |
| 3 | LAKE | 28,940 | 21,225 | 36.3 | 13.7 |
| 4 | NORTHERN | 30,416 | 29,163 | 4.3 | 14.4 |
| 5 | SOUTHERN | 24,862 | 23,666 | 5.1 | 11.8 |
| | GRAND TOTAL | 210,749 | 192,996 | 9.2 | 100.0 |

Source: LATRA

Further, Table 8 illustrates the distribution of issued GCV licenses by geographical zones. Data analysis shows that the largest share (55.7 percent) of goods carrying vehicles were issued in the eastern zone, followed by northern zone at 14.4 percent, 13.7 percent in lake zone, 13.7 percent in the lake zone, 11.8 percent in southern and 4.3 percent in the central zone of Tanzania.

Figure 7 : Issued GCV Licenses by Zone, FY 2024/2025 - 2023/2024



Source: LATRA

It was also revealed that 70.2 percent of all GCV licenses were issued in Eastern and Northern zones. In addition, Data analysis on issued license statistics show concentration of issued GCV in one regional office within some of the geographical zones, whereby Dar-es-Salaam issued 44.1 percent of all eastern zone issued licenses. The corresponding shares for other zones were 49.2 percent at Dodoma (Central), 38.1 percent at Kilimanjaro office in Northern zone, and 22.5 percent at Ruvuma in southern zone, and 41.2 percent at Shinyanga office in Lake zone. More details on the above are provided by Appendix 2.

3.3. Statistics of Private Hire Services Issued Licenses

During the period under review, the Authority issued a total of 91,178 licenses to private hire service vehicles. This achievement was a growth of 7.0 percent compared to 85,231 licenses issued in the financial year 2023/2024. Private hire services include motorcycles, motor tricycles, taxi cabs, ride hailing and- special hire. Licenses issued for Private Hire Vehicles contributed about 25.8 percent of the total issued licenses during the reporting period as summarized in Table 1.

Further analysis revealed that licenses issued to motorcycles in the reporting period recorded the highest market share of 58.3 percent among total issued licenses in private hire vehicle category, followed by motor tricycles at 24.8 percent as summarized in Table 9

Table 9: Issued Licenses for Private Hire Vehicles, FY 2024/2025 - 2023/2024

| SN | Type of License | FY 2024/2025 | FY 2023/2024 | %Change | % of total 2024/2025 |
|----|-----------------|---------------|---------------|------------|----------------------|
| 1 | Motor Cycles | 53,191 | 46,146 | 15.3 | 58.3 |
| 2 | Motor Tricycles | 22,629 | 22,408 | 1.0 | 24.8 |
| 3 | Taxi Cab | 2,381 | 2,345 | 1.5 | 2.6 |
| 4 | Ride Hailing | 11,946 | 13,402 | -10.9 | 13.1 |
| 5 | Special Hire | 1,031 | 930 | 10.9 | 1.1 |
| | Total | 91,178 | 85,231 | 7.0 | 100.0 |

Source: LATRA

3.3.1 Issued Licenses for Motor cycles

Motorcycles are two-wheeled motor-driven vehicles intended or adapted for use in the provision of private hire service on roads. Motorcycles are licensed under regulation 4 of the Land Transport Regulatory Authority (Private Hire Services) Regulations, GN 78 of 2020. These Regulations shall apply in relation to Private Hire Vehicles with carrying capacity of below fifteen passengers and shall include motorcycles and motor tricycles.

The Authority issued a total of 53,191 licenses (D1) for motorcycles during the reported period, being an increment of 15.3 percent compared to a total number 46,146 licenses issued during the similar period of the financial year 2023/2024 as summarized in Table 9.

(i) Licenses Issued to Motor cycles by Zone

During the period under review the highest number of licenses for Motorcycles were issued in the southern zone (42.9 percent), followed by lake zone, Eastern zone, and Central zone contributing about 22.6 percent, 16.4 percent, and 15.5 percent respectively. while northern zone recorded the lowest share of 2.7 percent. Table 10 provide details on the above.

Table 10: Issued Licenses to Motorcycles by zone in 2024/2025 Vs 2023/2024

| S/N | ZONES | 2024/2025 | 2023/2024 | % Change | % of Total 2024/2025 |
|-----|--------------------|---------------|---------------|-------------|----------------------|
| 1 | CENTRAL | 8,221 | 8,193 | 0.3 | 15.5 |
| 2 | EASTERN | 8,722 | 7,555 | 15.4 | 16.4 |
| 3 | LAKE | 12,005 | 8,233 | 45.8 | 22.6 |
| 4 | NORTHERN | 1,432 | 4,122 | -65.3 | 2.7 |
| 5 | SOUTHERN | 22,811 | 18,043 | 26.4 | 42.9 |
| | GRAND TOTAL | 53,191 | 46,146 | 15.3 | 100.0 |

Source: LATRA

3.3.2 Licenses Issued to Motor tricycles

During the period under review the Authority issued a total of 22,629 Licenses (D2) for motor tricycles, recording a growth of 1.0 percent compared to a total of 22,408 licenses issued in the similar period of FY 2023/2024. Licenses issued to tricycles contribute about 24.8 percent of the total private hire licenses during the period under review as summarized in Table 9.

(i) Licenses Issued to Motor tricycles by Zone

During the period under review the highest number of licenses for motor tricycles were issued in the southern zone (34.5 percent), followed by eastern zone at 23.9 percent, northern zone at 16.3 percent and central zone at 14.5 percent. The lowest share of licenses (10.7) percent was issued in Lake zone. Table 11 below provides details on the above.

Table 11: Issued Licenses to Motor tricycles by zone in 2024/2025 Vs 2023/2024

| S/N | ZONES | 2024/2025 | 2023/2024 | % Change | % of Total 2024/2025 |
|-----|--------------------|---------------|---------------|------------|----------------------|
| 1 | CENTRAL | 3,281 | 3,300 | -0.6 | 14.5 |
| 2 | EASTERN | 5,410 | 5,782 | -6.4 | 23.9 |
| 3 | LAKE | 2,423 | 2,404 | 0.8 | 10.7 |
| 4 | NORTHERN | 3,697 | 2,880 | 28.4 | 16.3 |
| 5 | SOUTHERN | 7,818 | 8,042 | -2.8 | 34.5 |
| | GRAND TOTAL | 22,629 | 22,408 | 1.0 | 100.0 |

Source: LATRA

3.3.3 Issued Licenses for Taxi Cabs Services

Taxi cabs are motor vehicles licensed to transport passengers not exceeding eight persons including the driver in return for a payment of a fare. Taxi cabs are licensed under regulation 4 of the Land Transport Regulatory Authority (Private Hire Services) Regulations, GN 78 of 2020. They are commercial vehicle for private hire purposes.

In the reporting period, the Authority issued 2,381 licenses for taxi cabs service, recording a decline of 1.5 percent when compared to a total of 2,345 licenses issued in a similar period of the previous financial year. Table 9 shows the share of licenses issued to taxi cabs was 2.6 percent of the total private hire service licenses that were issued during the reporting period.

3.3.4 Issued Licenses for Ride Hailing Services

Ride-hailing services are motor vehicles providing services through a ride hailing platform for the purpose of providing private hire services. Ride Hailing are licensed under Regulation 4 of the Land Transport Regulatory Authority (Private Hire Services) Regulations, GN 78 of 2020. They are commercial vehicles for private hire purposes.

During the Financial Year 2024/2025, the Authority issued a total of 11,946 licenses for ride hailing taxi services, recording decline by 10.9 percent when compared to a total of 13,402 licenses issued in the similar period of the last financial year. Licenses issued to ride hailing taxi services contributed 13.1 percent of the total private hire service licenses issued during the reporting period.

Figure 8: Licenses issued to Taxi Cabs, Ride Hailing and Special Hire Vehicles FY 2024/25-2023/24



Source: LATRA

3.3.5 Special Hire Services

During the Financial Year 2024/2025, the Authority issued a total of 1,031 licenses for special hire services, recording an increase of 10.9 percent when compared to a total of 930 licenses issued in the similar period of the last financial year. Special Hire Services licenses contributed 1.1 percent of the total Private Hire service license issued as summarized in Table 9.

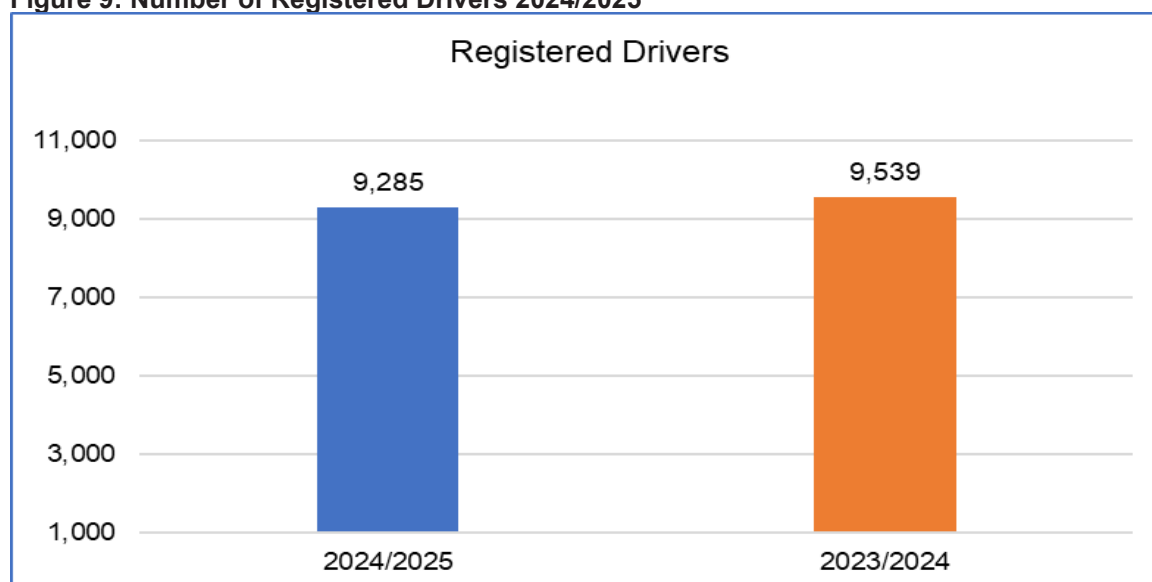
4.0 DRIVERS REGISTRATION AND CERTIFICATION

Driver's registration and certification is guided by regulation 4(1) of the Land Transport Regulatory Authority (Certification of Commercial Vehicle Drivers and Registration of Crew) Regulation, GN. 81 of 2020. The Authority is implementing registration of the drivers for the purpose of certifying their competence, skills and knowledge to enhance road safety and reduce accidents.

4.1 Registration of Drivers

During the period under review, a total of 9,285 drivers were registered, showing a decline of 2.7 percent compared to 9,539 drivers registered in the financial year 2023/2024.

Figure 9: Number of Registered Drivers 2024/2025



4.2 Examination and Certification of Drivers

Out of the total 9,285 registered drivers, 4,974 drivers, equivalent to 53.6 percent, were examined. Of the examined drivers, 2,224 drivers, representing 44.7 percent, successfully passed the examination and were certified. Number of drivers who passed examinations increased from 1,820 to 2,224, reflecting a 22.2 percent growth compared to the previous year. The proportion of examined drivers relative to registered drivers improved from 40.7 percent to 53.6 percent, demonstrating enhanced efficiency in engaging registered drivers in the examination process.

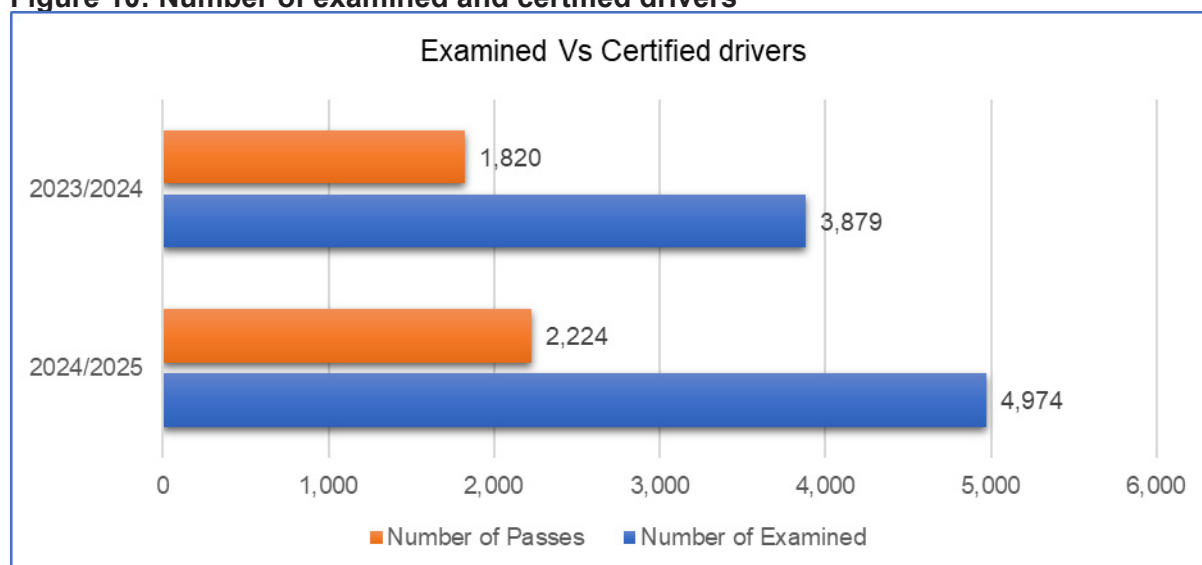
However, the pass rate among examined drivers declined from 46.9 percent in 2023/24 to 44.7 percent in 2024/25, indicating that while examination coverage expanded rapidly, driver preparedness may not have kept pace. Table 12 and Figure 9 summarizes.

Table 12: Number of Registered, Examined and Certified Drivers in 2024/25 vs. 2023/24

| S/N | Drivers/Year | 2024/2025 | 2023/2024 | %Change |
|-----|------------------------------|-----------|-----------|---------|
| 1 | Number of Registered | 9,285 | 9,539 | -2.7 |
| 2 | Number of Examined | 4,974 | 3,879 | 28.2 |
| 3 | Number of Passes | 2,224 | 1,820 | 22.2 |
| 4 | % of Examined Vs. Registered | 53.6 | 40.7 | |
| 5 | % of Pass Vs. Examined | 44.7 | 46.9 | |

Source: LATRA

Figure 10: Number of examined and certified drivers



Source: LATRA

5.0 VEHICLE TRACKING STATISTICS

The Land Transport Authority, Regulation 51 of the Transport Licensing (Public Service Vehicles) Regulation of 2020, stipulates the general provisions of a service provider on their duty to install and maintain vehicle tracking device and report any malfunctions of the device within 24 hours.

Moreover, Regulation 24 (a) of the Transport Licensing (Public Service Vehicles) Regulation of 2020, entails, one of the conditions of a license for inter-city or inter-national public service vehicle is a vehicle that is fitted with a vehicle tracking device (VTS) that is authorized by the Authority. The purpose of installing vehicle tracking devices is to monitor speed of vehicles along the journey; increase compliance of drivers and reducing road accidents.

The term “Activated” means vehicles with a functioning/ active vehicle tracking device, and “Deactivated” means vehicles with a non-active vehicle tracking device or reported to be non-operating.

During the financial year 2024/2025, a total of 2,718 buses were connected to the Vehicle Tracking System (VTS) indicating a growth of 8.3 percent in comparison with 2023/2024. Cumulatively at the end of June 2025, a total number of 12,363 vehicles were fitted with VTDs, whereby an average of 9,491 vehicles were actively remitting data to the VTS.

Table 13: New Number of Vehicles Fitted with VTDs 2024/2025 Vs 2023/2024

| MONTH | 2024/2025 | | 2023/2024 | | 2024/25 Vs 2023/24 | | A | D |
|--------------|---------------|-----------------|---------------|-----------------|--------------------|--------------|-------------------|-------------------|
| | Activated (A) | Deactivated (D) | Activated (A) | Deactivated (D) | % Change (A) | %Change (D) | % Total 2024/2025 | % Total 2024/2025 |
| Jul | 233 | 131 | 118 | 3 | 97.5 | 4266.7 | 8.6 | 26.8 |
| Aug | 247 | 28 | 232 | 10 | 6.5 | 180.0 | 9.1 | 5.7 |
| Sep | 246 | 16 | 262 | 4 | -6.1 | 300.0 | 9.1 | 3.3 |
| Oct | 242 | 20 | 223 | 5 | 8.5 | 300.0 | 8.9 | 4.1 |
| Nov | 190 | 10 | 228 | 6 | -16.7 | 66.7 | 7.0 | 2.0 |
| Dec | 206 | 14 | 210 | 10 | -1.9 | 40.0 | 7.6 | 2.9 |
| Jan | 194 | 17 | 177 | 5 | 9.6 | 240.0 | 7.1 | 3.5 |
| Feb | 161 | 17 | 175 | 4 | -8.0 | 325.0 | 5.9 | 3.5 |
| Mar | 227 | 13 | 215 | 2 | 5.6 | 550.0 | 8.4 | 2.7 |
| Apr | 164 | 9 | 158 | 4 | 3.8 | 125.0 | 6.0 | 1.8 |
| May | 272 | 187 | 270 | 8 | 0.7 | 2237.5 | 10.0 | 38.3 |
| Jun | 336 | 26 | 241 | 3 | 39.4 | 766.7 | 12.4 | 5.3 |
| TOTAL | 2,718 | 488 | 2,509 | 64 | 8.3 | 662.5 | 100.0 | 100.0 |

Source: LATRA

NOTE:

A: Activated

D: Deactivated

APPENDICES

Appendix 1: Issued PSV Licenses per Region in the FY 2024/2025 Vs 2023/2024

| SN | CENTRAL ZONE | 2024/2025 | 2023/2024 | % Change | % of Total 2024/2025 |
|----|----------------------------|---------------|---------------|-------------|----------------------|
| 1 | KIGOMA | 836 | 961 | -13.0 | 14.7 |
| 2 | DODOMA | 2,333 | 2,063 | 13.1 | 40.9 |
| 3 | TABORA | 1,544 | 1,231 | 25.4 | 27.1 |
| 4 | SINGIDA | 992 | 910 | 9.0 | 17.4 |
| | TOTAL CENTRAL ZONE | 5,705 | 5,165 | 10.5 | 100.0 |
| | | | | | |
| | EASTERN ZONE | | | | |
| 5 | MOROGORO | 1,497 | 1,699 | -11.9 | 8.8 |
| 6 | MTWARA | 641 | 664 | -3.5 | 3.8 |
| 7 | DAR ES SALAAM | 12,760 | 12,673 | 0.7 | 75.0 |
| 8 | PWANI | 1,834 | 1,961 | -6.5 | 10.8 |
| 9 | LINDI | 281 | 274 | 2.6 | 1.7 |
| | TOTAL EASTERN ZONE | 17,013 | 17,271 | -1.5 | 100.0 |
| | | | | | |
| | LAKE ZONE | | | | |
| 10 | MARA | 950 | 772 | 23.1 | 12.4 |
| 11 | MWANZA | 3,569 | 3,315 | 7.7 | 46.7 |
| 12 | KAGERA | 730 | 724 | 0.8 | 9.5 |
| 13 | SHINYANGA | 1,154 | 1,258 | -8.3 | 15.1 |
| 14 | GEITA | 839 | 823 | 1.9 | 11.0 |
| 15 | SIMIYU | 404 | 279 | 44.8 | 5.3 |
| | TOTAL LAKE ZONE | 7,646 | 7,171 | 6.6 | 100.0 |
| | | | | | |
| | NORTHERN ZONE | | | | |
| 16 | MANYARA | 1159 | 931 | 24.5 | 7.5 |
| 17 | TANGA | 1,768 | 1,668 | 6.0 | 11.5 |
| 18 | ARUSHA | 8,563 | 7,748 | 10.5 | 55.7 |
| 19 | KILIMANJARO | 3,872 | 3,366 | 15.0 | 25.2 |
| | TOTAL NORTHERN ZONE | 15,362 | 13,713 | 12.0 | 100.0 |
| | | | | | |
| | SOUTHERN ZONE | | | | |
| 20 | SONGWE | 429 | 407 | 5.4 | 7.7 |
| 21 | MBEYA | 1,813 | 1,553 | 16.7 | 32.7 |
| 22 | RUKWA | 644 | 583 | 10.5 | 11.6 |
| 23 | NJOMBE | 733 | 659 | 11.2 | 13.2 |
| 24 | IRINGA | 666 | 627 | 6.2 | 12.0 |
| 25 | RUVUMA | 818 | 789 | 3.7 | 14.8 |
| 26 | KATAVI | 435 | 411 | 5.8 | 7.9 |
| | TOTAL SOUTHERN ZONE | 5,538 | 5,029 | 10.1 | 100.0 |
| | | | | | |
| | TOTAL | 51,264 | 48,349 | 6.0 | |

Source: LATRA

Appendix 2: Issued GCV Licenses per Region in the FY 2024/2025 vs. 2023/2024

| CENTRAL ZONE | 2024/2025 | 2023/2024 | % Change | % of Total 2024/2025 |
|---------------------------|----------------|----------------|-------------|----------------------|
| KIGOMA | 2,005 | 1,506 | 33.1 | 22.0 |
| DODOMA | 4,476 | 4,791 | -6.6 | 49.2 |
| TABORA | 1,754 | 1,909 | -8.1 | 19.3 |
| SINGIDA | 867 | 936 | -7.4 | 9.5 |
| TOTAL CENTRAL ZONE | 9,102 | 9,142 | -0.4 | 100.0 |
| | | | | |
| EASTERN ZONE | | | | |
| MOROGORO | 11,145 | 10,329 | 7.9 | 9.5 |
| MTWARA | 23,630 | 17,418 | 35.7 | 20.1 |
| DAR ES SALAAM | 51,787 | 56,059 | -7.6 | 44.1 |
| PWANI | 18,744 | 16,005 | 17.1 | 16.0 |
| LINDI | 12,123 | 9,989 | 21.4 | 10.3 |
| TOTAL EASTERN ZONE | 117,429 | 109,800 | 6.9 | 100.0 |
| | | | | |
| LAKE ZONE | | | | |
| MARA | 2,516 | 2,149 | 17.1 | 8.7 |
| MWANZA | 11,925 | 5,964 | 99.9 | 41.2 |
| KAGERA | 3,232 | 3,110 | 3.9 | 11.2 |
| SHINYANGA | 8,948 | 6,582 | 35.9 | 30.9 |
| GEITA | 984 | 1,649 | -40.3 | 3.4 |
| SIMIYU | 1,335 | 1,771 | -24.6 | 4.6 |
| TOTAL LAKE ZONE | 28,940 | 21,225 | 36.3 | 100.0 |
| | | | | |
| NORTHERN ZONE | | | | |
| MANYARA | 2,602 | 1,739 | 49.6 | 8.6 |
| TANGA | 5,368 | 5,958 | -9.9 | 17.6 |
| ARUSHA | 10,851 | 11,070 | -2.0 | 35.7 |
| KILIMANJARO | 11,595 | 10,396 | 11.5 | 38.1 |
| NORTHERN ZONE | 30,416 | 29,163 | 4.3 | 100.0 |
| | | | | |
| SOUTHERN ZONE | | | | |
| SONGWE | 2,211 | 1,994 | 10.9 | 8.9 |
| MBEYA | 4,802 | 5,267 | -8.8 | 19.3 |
| RUKWA | 1,502 | 1,215 | 23.6 | 6.0 |
| NJOMBE | 5,265 | 4,254 | 23.8 | 21.2 |
| IRINGA | 4,974 | 4,378 | 13.6 | 20.0 |
| RUVUMA | 5,587 | 6,017 | -7.1 | 22.5 |
| KATAVI | 521 | 541 | -3.7 | 2.1 |
| SOUTHERN ZONE | 24,862 | 23,666 | 5.1 | 100.0 |
| | | | | |
| TOTAL | 210,749 | 192,996 | 9.2 | |

Source: LATRA

Appendix 3: Licenses issued to Motorcycles per Region for FY 2024/25 Vs. 2023/24

| CENTRAL ZONE | 2024/2025 | 2023/2024 | % Change | % of Total 2024/2025 |
|----------------------------|---------------|---------------|--------------|----------------------|
| KIGOMA | 842 | 757 | 11.2 | 10.2 |
| DODOMA | 7156 | 6,498 | 10.1 | 87.0 |
| TABORA | 133 | 286 | -53.5 | 1.6 |
| SINGIDA | 90 | 652 | -86.2 | 1.1 |
| TOTAL CENTRAL ZONE | 8,221 | 8,193 | 0.3 | 100.0 |
| | | | | |
| EASTERN ZONE | | | | |
| MOROGORO | 2,950 | 1573 | 87.5 | 33.8 |
| MTWARA | 723 | 511 | 41.5 | 8.3 |
| DAR ES SALAAM | 2,777 | 3,007 | -7.6 | 31.8 |
| PWANI | 1,500 | 1,729 | -13.2 | 17.2 |
| LINDI | 772 | 735 | 5.0 | 8.9 |
| TOTAL EASTERN ZONE | 8,722 | 7,555 | 15.4 | 100.0 |
| | | | | |
| LAKE ZONE | | | | |
| MARA | 2,295 | 3519 | -34.8 | 19.1 |
| MWANZA | 6,111 | 1434 | 326.2 | 50.9 |
| KAGERA | 1,145 | 1527 | -25.0 | 9.5 |
| SHINYANGA | 2075 | 774 | 168.1 | 17.3 |
| GEITA | 377 | 854 | -55.9 | 3.1 |
| SIMIYU | 2 | 125 | -98.4 | 0.0 |
| TOTAL LAKE ZONE | 12,005 | 8,233 | 45.8 | 100.0 |
| | | | | |
| NORTHERN ZONE | | | | |
| MANYARA | 373 | 340 | 9.7 | 26.0 |
| TANGA | 259 | 1273 | -79.7 | 18.1 |
| ARUSHA | 515 | 2,184 | -76.4 | 36.0 |
| KILIMANJARO | 285 | 325 | -12.3 | 19.9 |
| TOTAL NORTHERN ZONE | 1,432 | 4,122 | -65.3 | 100.0 |
| | | | | |
| SOUTHERN ZONE | | | | |
| SONGWE | 656 | 453 | 44.8 | 2.9 |
| MBEYA | 17,216 | 11,278 | 52.7 | 75.5 |
| RUKWA | 481 | 396 | 21.5 | 2.1 |
| NJOMBE | 731 | 416 | 75.7 | 3.2 |
| IRINGA | 602 | 369 | 63.1 | 2.6 |
| RUVUMA | 2,949 | 4,737 | -37.7 | 12.9 |
| KATAVI | 176 | 394 | -55.3 | 0.8 |
| TOTAL SOUTHERN ZONE | 22,811 | 18,043 | 26.4 | 100.0 |
| | | | | |
| TOTAL | 53,191 | 46,146 | 15.3 | |

Source: LATRA

Appendix 4: Licenses issued to Motor Tricycles per Region FY 2024/25 Vs. 2023/24

| CENTRAL ZONE | 2024/2025 | 2023/2024 | % Change | % of Total 2024/2025 |
|----------------------------|---------------|---------------|-------------|----------------------|
| KIGOMA | 963 | 964 | -0.1 | 29.4 |
| DODOMA | 1,227 | 1,559 | -21.3 | 37.4 |
| TABORA | 303 | 158 | 91.8 | 9.2 |
| SINGIDA | 788 | 619 | 27.3 | 24.0 |
| TOTAL CENTRAL ZONE | 3,281 | 3,300 | -0.6 | 100.0 |
| | | | | |
| EASTERN ZONE | | | | |
| MOROGORO | 1269 | 1,402 | -9.5 | 23.5 |
| MTWARA | 65 | 61 | 6.6 | 1.2 |
| DAR ES SALAAM | 3736 | 3,744 | -0.2 | 69.1 |
| PWANI | 256 | 452 | -43.4 | 4.7 |
| LINDI | 84 | 123 | -31.7 | 1.6 |
| TOTAL EASTERN ZONE | 5,410 | 5,782 | -6.4 | 100.0 |
| | | | | |
| LAKE ZONE | | | | |
| MARA | 191 | 281 | -32.0 | 7.9 |
| MWANZA | 816 | 865 | -5.7 | 33.7 |
| KAGERA | 20 | 17 | 17.6 | 0.8 |
| SHINYANGA | 795 | 748 | 6.3 | 32.8 |
| GEITA | 578 | 418 | 38.3 | 23.9 |
| SIMIYU | 23 | 75 | -69.3 | 0.9 |
| TOTAL LAKE ZONE | 2,423 | 2,404 | 0.8 | 100.0 |
| | | | | |
| NORTHERN ZONE | | | | |
| MANYARA | 416 | 252 | 65.1 | 11.3 |
| TANGA | 519 | 649 | -20.0 | 14.0 |
| ARUSHA | 854 | 403 | 111.9 | 23.1 |
| KILIMANJARO | 1,908 | 1,576 | 21.1 | 51.6 |
| TOTAL NORTHERN ZONE | 3,697 | 2,880 | 28.4 | 100.0 |
| | | | | |
| SOUTHERN ZONE | | | | |
| SONGWE | 865 | 693 | 24.8 | 11.1 |
| MBEYA | 3,813 | 4,267 | -10.6 | 48.8 |
| RUKWA | 482 | 506 | -4.7 | 6.2 |
| NJOMBE | 1024 | 744 | 37.6 | 13.1 |
| IRINGA | 884 | 916 | -3.5 | 11.3 |
| RUVUMA | 256 | 386 | -33.7 | 3.3 |
| KATAVI | 494 | 530 | -6.8 | 6.3 |
| TOTAL SOUTHERN ZONE | 7,818 | 8,042 | -2.8 | 100.0 |
| | | | | |
| TOTAL | 22,629 | 22,408 | 1.0 | |

Source: LATRA

Appendix 5: Issued Licenses in the Past Five Years

| SN | LICENSE CATEGORY | FY 2020/2021 | FY 2021/2022 | FY 2022/2023 | FY 2023/2024 | FY 2024/2025 | % Total 2024/25 | %Change 24/25 Vs 23/24 |
|----|------------------------|-----------------|-----------------|-----------------|-----------------|-----------------|--------------------|---------------------------|
| 1 | Public Service Vehicle | 49,280 | 47,547 | 50,221 | 48,349 | 51,264 | 14.5 | 6.0 |
| 2 | Goods Carrying Vehicle | 141,633 | 143,011 | 169,942 | 192,996 | 210,749 | 59.7 | 9.2 |
| 3 | Motor Cycles | 18,408 | 23,151 | 31,937 | 46,146 | 53,191 | 15.1 | 15.3 |
| 4 | Tri-cycles | 19,698 | 20,577 | 25,512 | 22,408 | 22,629 | 6.4 | 1.0 |
| 5 | Taxi-Cab | 291 | 2,654 | 2,305 | 2,345 | 2,381 | 0.7 | 1.5 |
| 6 | Taxi-Ride Hailing | 943 | 3,013 | 3,523 | 13,402 | 11,946 | 3.4 | -10.9 |
| 7 | Special Hire | - | - | 718 | 930 | 1,031 | 0.3 | 10.9 |
| | TOTAL | 230,253 | 239,953 | 284,158 | 326,576 | 353,191 | 100.0 | 8.1 |

Source: LATRA

Appendix 6: License Fees for Public Service Vehicles

Transport Licensing (Public Service Vehicles)

GN. NO. 76 (Contd.)

SECOND SCHEDULE

(Made under regulations 6,8 and 14)

PUBLIC SERVICE LICENCE FEES

| | FOR LOCAL OPERATORS | | FOR FOREIGN AND TOUR OPERATORS | |
|---|---|------------------------------|--------------------------------|------------------------------|
| SITTING CAPACITY | ANNUAL FEES (TSHS) | FEES FOR THREE MONTHS (TSHS) | ANNUAL FEES (US\$) | FEES FOR THREE MONTHS (US\$) |
| ORDINARY AND LOWER SEMI LUXURY BUS | | | | |
| Not exceeding 15 persons | 35,000 | 12,000 | 50 | 15 |
| Exceeding 15 persons but not exceeding 25 persons | 50,000 | 20,000 | 80 | 20 |
| Exceeding 25 persons but not exceeding 45 persons | 90,000 | 30,000 | 145 | 35 |
| Exceeding 45 persons but not exceeding 65 persons | 100,000 | 35,000 | 150 | 40 |
| Exceeding 65 persons | 140,000 | 46,000 | 160 | 45 |
| Annual application fees | 10,000 | 10,000 | 10 | 10 |
| Variation of licence fees | Fifty percent (50%) of the annual fees | | | |
| | | | | |
| UPPER SEMI LUXURY AND LUXURY BUS | | | | |
| Exceeding 25 persons | 150,000 | 50,000 | 180 | 60 |
| Annual application fees | 10,000 | 10,000 | 10 | 10 |
| Variation of licence fees | Fifty percent (50%) of the annual fees | | | |
| | | | | |
| OTHERS FEES | | | | |
| 1. | Fees for a Short Term Road Transport Licence shall be– | | | |
| | (a) for a period not exceeding 7 days | | | 10,000/= |
| | (b) for a period which exceeds 7 days but does not exceed three months | | | 20,000/= |
| 2. | Other fees shall be- | | | |
| | (a) for a duplicate copy or authorization of a lost, destroyed or defaced licence | | | 20,000/= |
| | (b) for issuing a bus timetable | | | 10,000/= |
| | (c) for logbook | | | 10,000/= |
| | (d) emergency permit | | | 10,000/= |
| | (e) a certificate of registration for a transport company | | | 100,000/= |

Appendix 7: Procedures for Public Service Vehicles License Application

Procedures for
application of
licence

5.-(1) A person who intends to operate a public service vehicle shall submit an application for a licence to the Authority manually or electronically.

(2) The application under subregulation (1), shall be accompanied with-

- (a) a copy of the certificate of incorporation or registration;
- (b) a copy of motor vehicle registration card;
- (c) a vehicle inspection report; and
- (d) proof of payment of application fees as set out in the Second Schedule to these Regulations.

(3) Without prejudice to subregulation (2), an applicant of an exclusive road service licence shall be required to submit-

- (a) a business plan;
- (b) a safety management plan;
- (c) an emergency response plan;
- (d) a most recent audited financial statement;
- (e) a complaints handling procedure;
- (f) proof of payment of application fees as set out in the Second Schedule to these

Regulations; and

- (g) any other documents as the Authority may require.

Appendix 8: Procedures for Application for Good Carrying Vehicle License

| <i>Transport Licensing (Goods Carrying Vehicles)</i> <i>GN. NO. 77 (Contd.)</i> | |
|--|--|
| Application for licence | <p>5. (1) A person who intends to operate goods carrying vehicle shall, prior to such operation apply to the Authority for a licence in a form prescribed in the First Schedule.</p> <p>(2) The application under subregulation (1), shall be accompanied with-</p> <ul style="list-style-type: none">(a) a copy of motor vehicle registration card; and(b) a vehicle inspection report. <p>(3) Without prejudice to subregulation (2), in case of a company, the applicant shall be required to submit the following additional documents-</p> <ul style="list-style-type: none">(a) a copy of the certificate of incorporation;(b) a safety management plan;(c) an emergency response plan; and(d) any other documents as the Authority may at any time require. |

Appendix 9: Procedures for Private Hire License Application

Land Transport Regulatory Authority (Private Hire Services)

GN. NO. 78 (Contd.)

Procedures
for
application of
licence

5.- (1) An application for a licence shall be accompanied with the following:

- (a) in case of a body corporate, a copy of a certificate of incorporation or registration under the Tanzanian Laws,
- (b) a proof of Tanzanian Citizenship in case of an individual
- (c) a copy of motor vehicle registration card; and
- (d) a valid certificate of motor vehicle road worthiness.

(2) Without prejudice to sub-regulation (1), an application by a ride hailing operator shall be made in a form prescribed in the First Schedule and shall be accompanied with:

- (a) a business plan;
- (b) a safety and rescue management plan;
- (c) an emergency response plan;
- (d) a most recent audited financial statements;
- (e) a ride hailing system design to be integrated with the Authority's licensing system; and
- (f) any other documents as the Authority may at any time require.

Appendix 10: Application Form for Public Service Vehicle License

Transport Licensing (Public Service Vehicles)

GN. NO. 76 (Contd.)

FIRST SCHEDULE

(Made under regulation 4)

APPLICATION FOR A ROAD SERVICE LICENCE

Nature of Application: New ☐ Renewal ☐ Change of Route ☐
Period Applied for: Replace ☐ the year ☐ Short-term ☐
ment

A. PARTICULARS OF AN APPLICANT OF A LICENCE

1. Applicant Name in full

.....
(Name/Company/Partners - in BLOCK LETTERS)

2. Postal Address

.....
Office Mobile Phone 1:. Applicant's Mobile
Phone:.....
E-mail:
.....

3. Physical Address:

Street: Plot Number: Office
Number:.....

4. Have you had a previous application Yes: ☐ No: ☐ refused/suspended or revoked?

If Yes, state when and where previous application refusal,
licence suspension or revocation was made

.....
State reasons for application refusal, licence suspension or
revocation and date

5. Particulars of Transport Officer or Supervisor:

(a) Name:

(b) Qualification:

(c) Mobile
Phone:.....

6. Particulars of garage where vehicles are/will be serviced:

(a) Garage Name:

(b) Physical

GN. NO. 76 (Contd.)

address:.....

(c) Garage Supervisor's name and qualification:

.....

B. PARTICULARS OF VEHICLE FOR WHICH A LICENCE IS SOUGHT

1. List of vehicles (to be attachment in case of a body corporate)
2. Motor Vehicle Registration Number (in case of individual):.....
3. Make:
.....
4. Carrying capacity (maximum number of passengers allowed)
.....
5. Classes of services:
Ordinary ☐ Lower Semi Upper Semi ☐ ☐ Luxury bus ☐
bus luxury bus luxury bus

C. PARTICULARS OF SERVICE FOR WHICH A LICENCE IS SOUGHT

1. Area or route(s) in or over which it is desired to operate:
.....
2. Nature/Type of service (tick appropriate (✓))
- | | | | | | | | |
|----------------|--------------------------|----------------------------|--------------------------|--------------|--------------------------|----------------|--------------------------|
| Inter-city bus | <input type="checkbox"/> | Commuter bus (daladala) | <input type="checkbox"/> | School bus | <input type="checkbox"/> | Inter-national | <input type="checkbox"/> |
| Staff bus | <input type="checkbox"/> | Rural-urban-rural | <input type="checkbox"/> | Private hire | <input type="checkbox"/> | Others | <input type="checkbox"/> |
- Any other
(specify)....
3. Proposed Timetable:
- | | |
|--------------------------|--------------------------|
| Outward journey:..... | Return journey: |
| | |
- Proposed fare table in
case of luxury service:
- | | |
|------------|--------------------|
| Tshs. | per passenger trip |
|------------|--------------------|

D. DOCUMENTS TO BE PROVIDED DURING APPLICATION

1. First application shall be accompanied by the items listed below:
 - (a) Vehicle Registration Card,
 - (b) Vehicle Inspection Report, and
 - (c) Certificate of Incorporation (in case of a body corporate).
2. Renewal application shall be accompanied by a Vehicle

Transport Licensing (Public Service Vehicles)

GN. NO. 76 (Contd.)

Inspection Report.

3. The Authority may require more particulars or document at any time.

I/We hereby declare that to the best of my/our knowledge and belief all the information provided in this application is true.

Full Name: Signature:.....

.....

Designation: Date:.....

.....

FOR OFFICIAL USE ONLY

4. Verification and Approval

(a) Not Approved:

Provide reasons

.....

(b) Approved:

Start Date: Expiry Date:

.....

Officer's Name in full:

.....

Designation:

.....

Signature:

.....

Date :

.....

Amount paid: Receipt No.

.....

Date : Signature:

.....

Transport Licensing (Public Service Vehicles)

GN. No. 76 (Contd.)

LICENSEE'S FILE NUMBER:

.....

The Transport Licensing (Public Service Vehicles) Regulations,
2020

CAUTION:

1. Knowingly making a false statement for the purpose of obtaining the grant of a licence is an offence punishable by fine or imprisonment.
2. Any change of particulars provided in this Form should be communicated to Authority otherwise you will be committing an offence under these Regulations.

Appendix 11: Application Form for Goods Carrying Vehicles License

Transport Licensing (Goods Carrying Vehicles)

GN. NO. 77 (Contd.)

FIRST SCHEDULE

(Made under regulation 5)

APPLICATION FOR CARRIER'S LICENCE

Nature of application: ☐ New ☐ Renewal ☐ Replacement

Period applied for:

A. PARTICULARS OF APPLICANT

1. Business Name in full
(Company/Partners/Sole Trader- in BLOCK LETTERS)
2. Postal address Tel.
Fax: E-mail:
3. Do you hold or previously held a Transport Licence? ...Yes/No
if Yes, state licence numberand date of expiry ...and where issued
4. Have you had a previous application refused/suspended or revoked ?.....Yes/No
If Yes, state when and where previous application refusal, licence suspension or revocation was made, State reasons for application refusal, licence suspension or revocation :and date

B. PARTICULARS OF VEHICLE FOR WHICH LICENCE IS SOUGHT

i. Reg. No ii. Make:
:
iii. Model : iv. Town where

Transport Licensing (Goods Carrying Vehicles)

GN. NO. 77 (Contd.)

[] Vehicle Based: []

(b) Number of axles for goods carrying vehicles:

| | | | |
|-------------------------|--------------------------|-------------------|----------------------|
| [] Prime-mover 2 axles | [] Prime-mover 3+ axles | [] Semi-Trailer | [] Full Trailer |
| [] Truck 2 axles | [] Truck 3 axles | [] Truck 4+axles | Others Specify |

c) Classes and Types of services

(Please specify services according to design of vehicle. i.e For carrying refrigerated goods, medicine, cattle, dangerous goods, etc.)

.....

vi. Carrying capacity

.....

C. DOCUMENTS TO BE ATTACHED

This application must be accompanied by the items listed below. The licensing may require more particulars.

(1) **FIRST APPLICATION**

- (a) a copy of Motor Vehicle Registration Card
- (b) Proof of payment of licence fees
- (c) Vehicle road worthiness certificate; and
- (d) Any other document(s) that may be requested by the authority.

Additional documents in case of a company

- (a) a copy of the certificate of incorporation
- (b) a safety management plan
- (c) an emergency response plan; and
- (d) any other documents as the Authority may at any time require.

(2) **RENEWAL**

- (a) proof of payment of the Authority's levy for the preceding year;
- (b) a certified copy of the vehicle inspection report; and
- (c) any other document as the Authority may at any time require.

D. DECLARATON

I/We hereby declare that to the best of my/our knowledge and belief all the information provided in this application is true.

Name in full:

Transport Licensing (Goods Carrying Vehicles)

GN. No. 77 (Contd.)

Signature: Date:
.....

FOR OFFICIAL USE ONLY

| | | |
|-----------------------|----------------------|---------------------------------------|
| Amount paid: | Receipt No. | Date: Signature: |
|-----------------------|----------------------|---------------------------------------|

Verification and Recommendation

Comments:
Start Date: ... Expiry Date:

Officer's name in full:
Designation:
Signature: Date :

Approval

Comments
Start Date: Expiry Date:
.....
Officer's name in full:
.....
Designation:
.....
Signature:Date:
.....

| | | |
|------------------------------------|-------------------------|-------------------|
| OPERATOR'S FILE NUMBER | LICENCE NUMBER | ROUTE ID |
|------------------------------------|-------------------------|-------------------|

Caution

Knowingly making a false statement for the purpose of obtaining the grant of a licence is an offence punishable by fine or imprisonment

Appendix 12: Application Form for Private Hire Services License

Land Transport Regulatory Authority (Private Hire Services)
GN. No. 78 (Contd.)

FIRST SCHEDULE

(Made under regulation 4,5,14(1),

THE UNITED REPUBLIC OF TANZANIA

APPLICATION FOR PRIVATE HIRE SERVICE LICENCE

Nature of Application: New ☐ Renewal ☐
Period Applied for: Replacement ☐ One year ☐

PARTICULARS OF AN APPLICANT OF A LICENCE

1. Applicant's Name in full
.....
.....

(Name/Company/Partners - in BLOCK LETTERS)

2. Postal Address

Postcode:.....

Office Mobile Phone 1: Applicant's
..... Mobile
Phone:.....

E-mail:
.....
.....

3. Physical Address:
Street: Plot Office
Number:.....
.....
.....

4. Have you had a previous application refused/suspended or revoked? Yes: ☐ No: ☐

If Yes, state when and where previous application refusal, licence suspension or revocation was made
.....
.....

State reasons for application refusal, licence suspension or revocation and date
.....
.....

5. Particulars of Transport Officer or Supervisor:
Name:
.....
.....
Qualification:

Land Transport Regulatory Authority (Private Hire Services)

GN. NO. 78 (Contd.)

.....
.....
Mobile
Phone:.....
.....

PARTICULARS OF VEHICLE FOR WHICH A LICENCE IS SOUGHT

1. List of vehicles (to be attachment in case of a body corporate)
2. Motor Vehicle Registration Number (in case of individual):.....
.....
3. Make:.....
.....
4. Carrying capacity (maximum number of passengers allowed)
5. **Category of services:**
Motorcycle ☐ Taxi cab ☐ Ride haili ☐
Service
Tricycle ☐ Ride sharing Any o ☐r
(specify).....
.....

C. DOCUMENTS TO BE PROVIDED DURING APPLICATION

1. First application shall be accompanied by the items listed below:
 - (a) Vehicle Registration Card,
 - (b) a valid certificate of motor vehicle road worthiness, and
 - (c) Certificate of Incorporation (in case of a body corporate).
2. **Renewal application** shall be accompanied by the items listed below:
 - (a) a valid certificate of motor vehicle road worthiness, and
 - (b) Tax Clearance Certificate.
3. The Authority may require more particulars or document at any time.

I/We hereby declare that to the best of my/our knowledge and belief all the information provided in this application is true.

Full Name: Signature:.....
.....
Designation: Date:.....
.....

Land Transport Regulatory Authority (Private Hire Services)

GN. No. 78 (Contd.)

.....

FOR OFFICIAL USE ONLY

4. Verification and Approval

(a) Not Approved:
Provide reasons

.....

(b) Approved:

Start Date: Expiry Date:
.....
.....

Officer's Name in full:

.....
.....

Designation:

.....

Signature:

.....

Date :

.....

Amount paid: Receipt No.
.....

Date Signature:
:.....
.....

LICENSEE'S FILE NUMBER: LICENCE
..... NUMBER:
.....

ROUTE ID:

.....

The Land Transport (Private Hire Public Service
Vehicles) Regulations, 2020

CAUTION:

Making a false statement for the purpose of
obtaining the grant of a licence is an offence
under the LATRA Act of 2019 and is punishable
by fine or imprisonment.

Any change of particulars provided in this Form
should be communicated to LATRA otherwise
you will be committing an offence under these
Regulations.



**Director General,
Land Transport Regulatory Authority,
Head Office,
S.L.P.1742,
60 Lusinde Street,
41104 Tambukareli Street,
DODOMA.**
